

TYPOGRAPHER

VS

ACCESSIBILITY



Thanks for getting the slides!

I hope this presentation will bust a few myths on design and accessibility, so I encourage you to spread the word!

If you do share it, please always **credit** pimpmytype.com. There you will also find more helpful resources.

And now, enjoy!
Cheers 🍷 Oliver

INFO is mostly **TEXT**

Typography

is showing text in the best way

Functional

EXPRESSIVE

Traditional

Modern

BOLD


Delicate

With the POWER of Type!

A11y

11 characters

Accessibility



A11y = Blind

Blind = Screen reader

Screen reader = Technical

Technical \neq Designer

Designer \neq A11y



100%

Eyesight

0%

Eyesight

100%

1.1 Billion

0%

100%

1.1 Billion

0%

44M

Blind

100%

Visual acuity

Color vision

Light sensitivity

Field of vision

...

0%

WHO

needs to make type
accessible to these

1.1B?

ME

ME



YOU

It has to look ugly

It has to look boring

Ridiculous spacing

Too many stupid rules!

Make it high contrast

The biggest font sizes

Use Comic Sans

Sans-serif is the best

A11V

What the

FONT is A11Y?

READABILITY and LEGIBILITY

LEGIBILITY

is about character recognition

ALLY MYTH

1

It has to
look boring

It's a

RANGE

Font Follows

Feeling

BE EXPRESSIVE
& HAVE FUN!

In logos, headlines or other big short text

*Ornamental fonts won't work for
more than one line of large text*

Don't use very stylized fonts for reading text

Font Follows

Function

Enter your password

115SO 10

Don't let people guess in critical situations

Enter your password

LI5SO10

Make it absolutely clear when it has to be

Know
when
to be

EXPRESSIVE

and
when
not.

Pick the right category for body text



Sans



Slab



Serif

2

A11Y MYTH

They take my
serifs away

Sans OR Serif



The voice of blind and partially sighted people in Europe

EBU CLEAR PRINT GUIDELINES

Thank you for downloading the EBU clear print guidelines for producing information that is also legible for persons with reduced vision.

This document offers basic principles with good practice examples that you can easily apply in all your printed and electronic communication activities.

Making your texts accessible benefits people with sight loss as well as a far wider audience: the general public. By implementing the principles of Inclusive Design (also called Universal Design) you too can make an important contribution to a more accessible and inclusive society!

1.3 Font family/type

Choose standard fonts with easily recognizable upper and lower case characters, without serifs (sans serif).

Arial, Verdana, Helvetica are good choices.

Do not use complicated or decorative fonts, serif fonts such as Times new Roman, nor handwriting type fonts.

Below an illustration of a good font type, followed by examples of fonts you should avoid:

Arial is a good choice

Avoid Times New Roman type fonts and handwriting *type* fonts

1.4 Font size

Keep text in a large font, preferably between 14pt - 16pt - 18pt Arial or similar. Note that, depending on the font type you choose, you may need to adapt the pt value to match the Arial 14-16-18 sizes.

Below two illustrations. First a good font size example, followed by a size you should avoid:

Arial 16 is a good font size

Arial 9 is a too small font size

1.3 Font family/type

Choose standard fonts with easily recognizable upper and lower case characters, without serifs (sans serif).

Arial, Verdana, Helvetica are good choices.

Do not use complicated or decorative fonts, serif fonts such as Times new Roman, nor handwriting type fonts.

Below an illustration of a good font type, followed by examples of fonts you should avoid:

Arial is a good choice

Avoid Times New Roman type fonts and handwriting *type* fonts

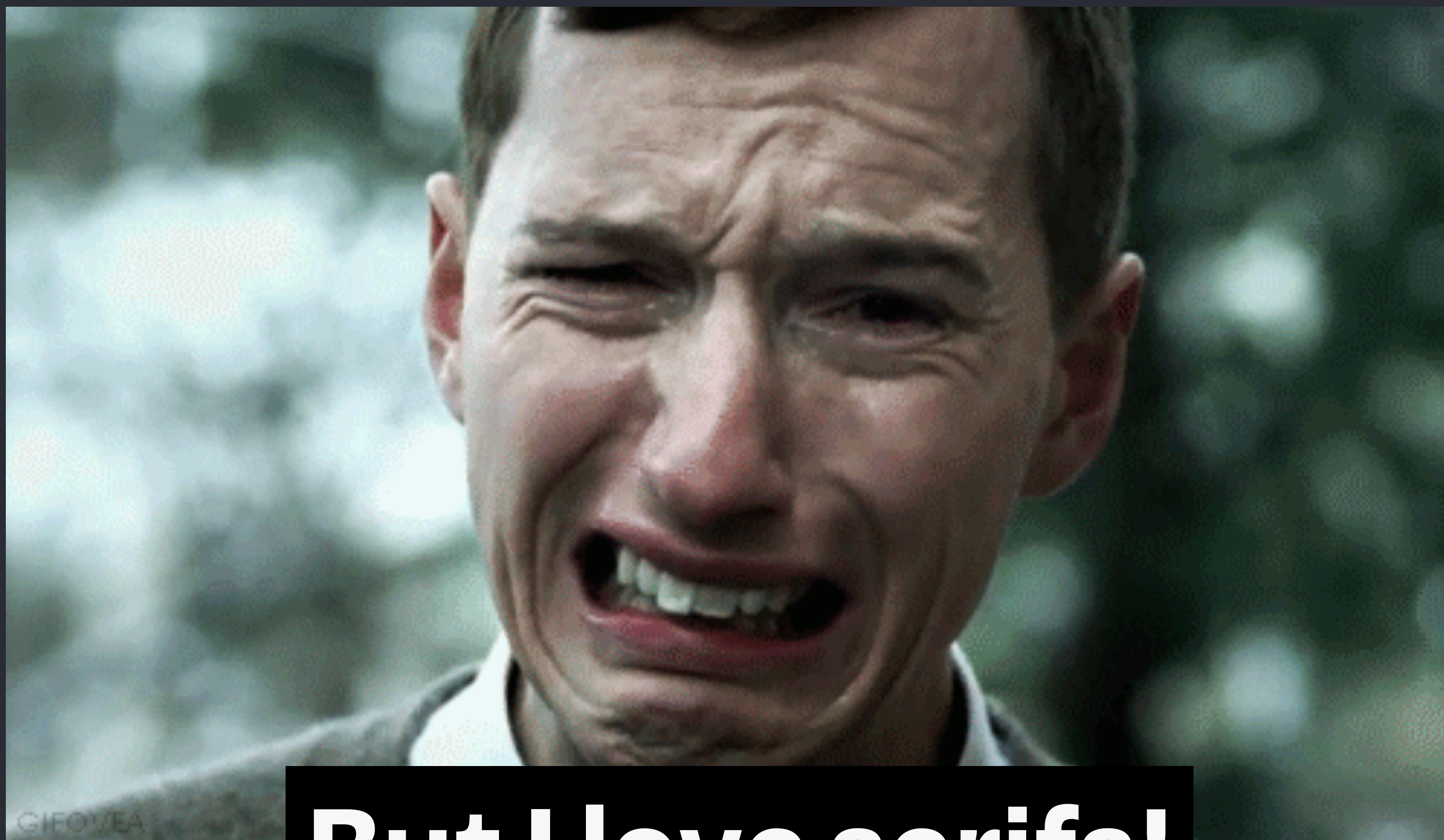
1.4 Font size

Keep text in a large font, preferably between 14pt - 16pt - 18pt Arial or similar. Note that, depending on the font type you choose, you may need to adapt the pt value to match the Arial 14-16-18 sizes.

Below two illustrations. First a good font size example, followed by a size you should avoid:

Arial 16 is a good font size

Arial 9 is a too small font size



But I love serifs!

Clear character recognition



Il1

Atkinson Hyperlegible
Easy to differentiate



Il1

Arial
Not very clear



Il1

Gill Sans
Unclear

Letter shapes are open

~

esca

Newsreader
Quite open shapes

✓

esca

Fira Sans
Very open shapes

×

esca

Arial
Closed shapes

Letter shapes are open

esca

esca

Letter shapes are open



esca

Fira Sans is more legible
in small sizes



esca

Arial is harder
to read in small sizes

Check the following

Il1

eco 00C

Arial

Il1

eco 00C

Atkinson Hyperlegible

Il1

eco 00C

Newsreader

Check the following

111

eco 00C

Arial

111

eco 90C

Atkinson Hyperlegible

111

eco 00C

Newsreader

Check the following

Il1

Sucks!

eco 00C

Arial

Il1

eco 00C

Atkinson Hyperlegible

Il1

eco 00C

Newsreader

Sans  Serif

**Pick
what **fits**
your**

THEME

**and then
check the
features**

A man with brown hair and black-rimmed glasses is looking intently at a large, brown clipboard he is holding. He is wearing a white shirt with small dark dots. The background is a restaurant interior with green tiled walls, wooden paneling, and blue bar stools. A list of items is overlaid on the right side of the image.

1. Anniversary

2. Prices

3. Typefaces

SEVENNORTH

BY EYAL SHANI

<u>Classics</u>			
<u>Paloma</u>	12,5		
tequila, grapefruit, lime juice, agave syrup, soda			
<u>Negroni</u>	13,5		
gin, Campari, Antica Formula			
<u>Old Cuban</u>	14,5		
rum, lime juice, Angostura bitters, sugar, mint leaves, champagne			
<u>Basil Smash</u>	13,5		
gin, lemon juice, sugar, basil			
<u>Moscow Mule</u>	12		
vodka, lime juice, Fever Tree ginger beer, Angostura bitters, cucumber			
<u>Sour</u>	13,5		
whiskey/ Averno/ amaretto/ Aperol/ tequila/ vodka, lemon, sugar, egg white (optional)			
<u>Gin Basil Mule</u>	12		
gin, lime juice, Angostura bitters, Balis Basil lemonade			
<u>Cocktail Shots</u>		4,5	
Espresso Martini			
Basil Smash			
Lemon Drop			
<u>Signature Cocktails</u>			
<u>Room 237</u>	15		
calvados, rye whiskey, Galliano Vanilla, vanilla syrup, pineapple foam			
<u>Cherry Bomb</u>	14		
bourbon, maraschino, cherry jam, lemon, sugar, cola			
<u>Earl Grey Old Fashioned</u>	13,5		
Earl Grey infused bourbon, sugar, orange bitters, Angostura bitters			
<u>Nights of Tel Aviv</u>	12,5		
araki, clarified grapefruit juice, lemon, sugar, sage			
<u>Tomato Spritz</u>	10,5		
Cinzano Bianco, chili liqueur, verjus, tonic water, tomato			
<u>Summer Specials</u>			
<u>Elderflower Collins</u>	12,5		
gin, elderflower liqueur, lemon juice, soda			
<u>Iced Green Tea</u>	13		
green tea infused bourbon, lemon juice, soda			
<u>Chambord Highball</u>	13,5		
gin, Chambord, lemon juice, ginger beer			
<u>Matcha Highball</u>	13		
whiskey, lemon juice, honey syrup, matcha powder, soda			
<u>Non Alcoholic Drinks</u>			
<u>*Campari* Orange/Soda</u>	8,5		
LYRE'S Italian Spritz, orange juice/soda			
<u>Italian spritz</u>	11,5		
LYRE'S Italian spritz, Harkell non-alcoholic sparkling, soda			
<u>Gin Tonic</u>	10,5		
Tanqueray 0.0 + Fever Tree Indian Tonic			
<u>Virgin Negroni</u>	12,5		
Tanqueray 0.0, Undone No. 9, LYRE'S Italian spritz			
<u>Soft Drinks</u>			
Vöslauer Still 0,33l/0,75l	3,3/5,8		
Vöslauer Sparkling*	3,3/5,8		
0,33l/0,75l			
Rauch Apple Juice 0,3l	4,2		
Rauch Organic Juices			
Apricot/Blackcurrant 0,2l	4,9		
Coca Cola/Zero 0,33l	3,8		
Almdudler 0,33l	4,1		
Balis Basil Bliss 0,33l	5,6		
Fever Tree -			

Classics

Paloma

tequila, grapefruit, lime juice,
agave syrup, soda

12,5

Negroni

gin, Campari, Antica Formula

13,5

Old Cuban

rum, lime juice, Angostura bitters, sugar,
mint leaves, champagne

14,5

Basil Smash

gin, lemon juice, sugar, basil

13,5

Moscow Mule

vodka, lime juice, Fever Tree ginger beer

12

Angostura bitters, cucumber

Sour

whiskey/ Averna/ amaretto/
Aperol/ tequila/ vodka,
lemon, sugar, egg white (optional)

13,5

Gin Basil Mule

gin, lime juice, Angostura bitters, Balis Basil
lemonade

12

Cocktail Shots

4,5

Signature Cocktails

Room 237

calvados, rye whiskey, Galliano Vanilla,
vanilla syrup, pineapple foam

15

Cherry Bomb

bourbon, maraschino, cherry jam,
lemon, sugar, cola

14

Earl Grey Old Fashioned

Earl Grey infused bourbon, sugar,
orange bitters, Angostura bitters

13,5

Nights of Tel Aviv

arak, dried grapefruit, lemon,
sage

12,5

Tomato Spritz

Cinzano bianco, chili liqueur, verjus, tonic
water, tomato

12,5

Summer Specials

Elderflower Collins

gin, elderflower liqueur, lemon juice, soda

12,5

Iced Green Tea

green tea infused bourbon, lemon juice, soda

13

Chambord Highball

gin, Chambord, lemon juice, ginger beer

13,5

Non Alcoholic Drinks

"Campari" Orange/Soda

LYRE'S Italian Spritz, orange juice/soda

8,5

Italian spritz

LYRE'S Italian spritz, Henkell non-
alcoholic sparkling, soda

11,5

Gin Tonic

Tanqueray 0.0 + Fever Tree Indian Tonic

10,5

Virgin Negroni

Tanqueray 0.0, Undone No. 9., LYRE'S
Italian spritz

12,5

Vöslauer Still 0,33l/0,75l

3,3/5,8

Vöslauer Sparkling*

0,33l/0,75l

3,3/5,8

Rauch Apple Juice 0,3l

4,2

Rauch Organic Juices

Apricot/Blackcurrant 0,2l

4,9

Coca Cola/Zero 0,33l

3,8

Almdudler 0,33l

4,2

7

ALL MYTH

I should use
Comic Sans

ALL MYTH

3 I should use
Open Dyslexic

I have to make
my design ugly

DYSLEXIA

is a learning **difficulty**

Avoid mirrored letters



dbqp

Arial
Mirrored shapes



dbqp

Comic Sans
No exact mirrors



dbqp

Open Dyslexic
No exact mirrors

Avoid mirrored letters

~

dbqp

Atkinson Hyperlegible
db mirrored

✓

dbqp

Newsreader
No exact mirrors

✓

dbqp

Shantell Sans
No exact mirrors

**These
typefaces
perform**

POOR

**even for
people with
dyslexia**

pimpmytype.com/talk06

YouTube^{AT}

Search

Designing
Accessible Fonts

Talk with
type designer
Eleni Beveratou

43:39 / 1:32:05 • Should we avoid very expressive fonts? >

CC

Pimp my Type

5.89K subscribers

Subscribed

66

Share

Clip

Save

Live chat replay is not available for this video.

All

From Pimp my Type

Presentations

Re

3 Top Tips

Type for Accessibility

5:37

Fonts for Web Accessibility: 3 Expert Tips

Pimp my Type

241 views • 2 days ago

New

0:47

Accessibility: Epic #Font Fail

Pimp my Type

21 views • 7 hours ago

New

1 watching

America's Seed Fund Tour UH Tech Bridge

UH University Information Technology

1 watching

LIVE

Selecting fonts

Selecting fonts

45:45

How to choose fonts: Step by step

Flux Academy

56K views • 1 year ago

LET'S DESIGN WINE LABELS

LIVE

3:03:08

Design Typographic Wine Labels – LIVE

Pimp my Type

413 views • Streamed 4 weeks ago

self-taught

12:22

Become a UI/UX designer in 2024 - A step by step guide

Rachel How

785K views • 2 years ago

Freight Trains

Freight Trains: Last Week

This typeface might
help some people ...

set in *Open Dyslexic*

... but for the most
it *just* looks broken

set in *Open Dyslexic*

READABILITY

is making text pleasant to read

*THE BEST, MOST LEGIBLE
TYPEFACE BECOMES
USELESS, IF YOU RUIN
READABILITY BY
TYPESETTING IT HORRIBLY.*

Make it large enough

THE BEST, MOST LEGIBLE
TYPEFACE BECOMES
USELESS, IF YOU RUIN
READABILITY BY
TYPESETTING IT HORRIBLY.

Don't justify text

THE BEST, MOST LEGIBLE
TYPEFACE BECOMES
USELESS, IF YOU RUIN
READABILITY BY
TYPESETTING IT HORRIBLY.

Underline sparingly

*THE BEST, MOST LEGIBLE
TYPEFACE BECOMES
USELESS, IF YOU RUIN
READABILITY BY
TYPESETTING IT HORRIBLY.*

Avoid all caps

*The best, most legible
typeface becomes useless,
if you ruin readability by
typesetting it horribly.*

Italicize sparingly

The best, most legible
typeface becomes useless,
if you ruin readability by
typesetting it horribly.



ALL MYTH

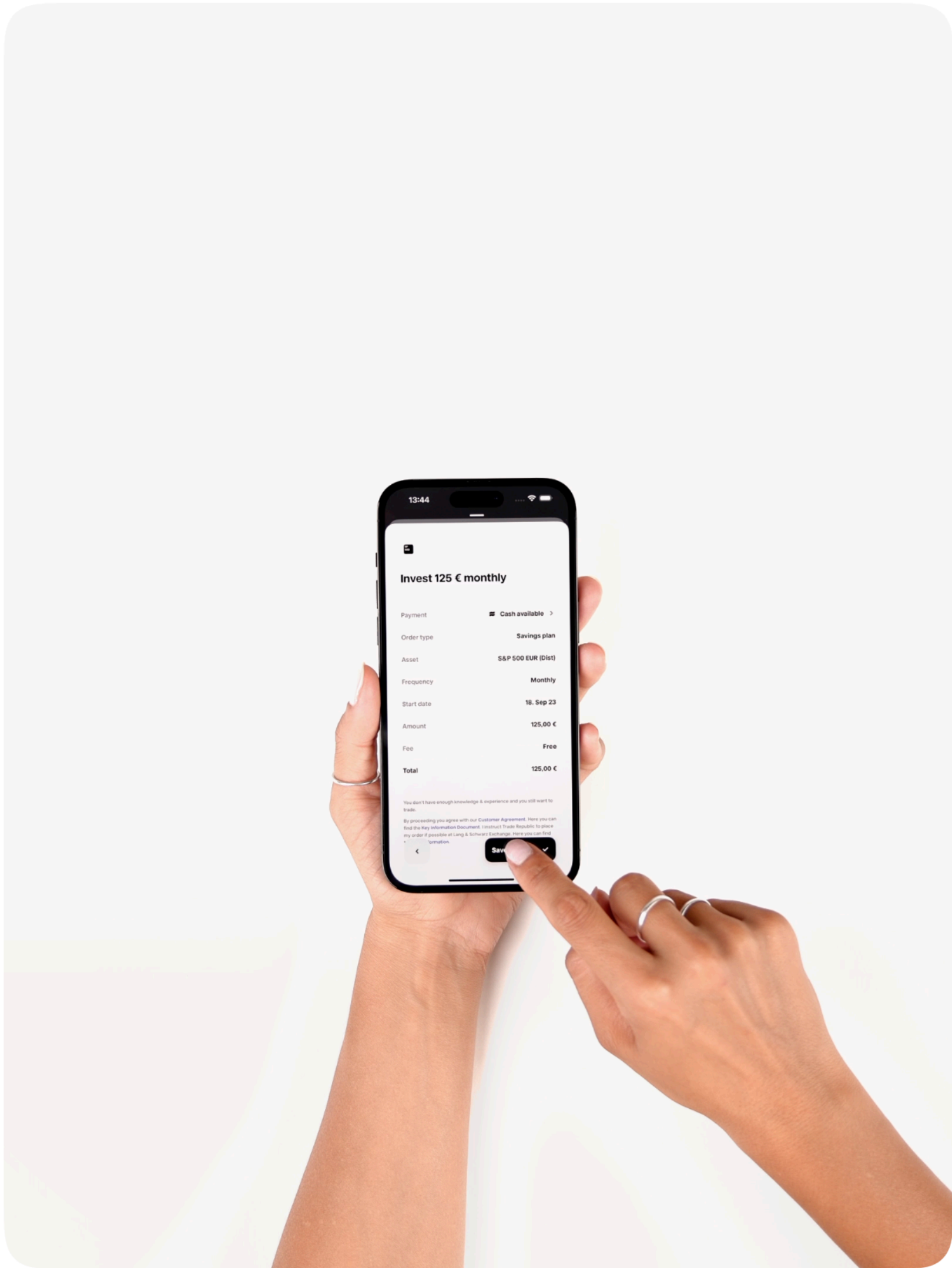
4 Make it
high contrast

Save now, for later

Free Savings Plans on ETFs, stocks or crypto. Invest regularly to grow your wealth with the market.

Bonds to lock in high interest for years and get regular payments. Start with 1 €, sell anytime.

Europe's largest ETF offering including curated investment themes to diversify your portfolio.



Save now, for later

Free Savings Plans on ETFs, stocks or crypto. Invest regularly to grow your wealth with the market.

Bonds to lock in high interest for years and get regular payments. Start with 1 €, sell anytime.

Europe's largest ETF offering including curated investment themes to diversify your portfolio.



???

Save now, for later

Free Savings Plans on ETFs, stocks or crypto. Invest regularly to grow your wealth with the market.

Bonds to lock in high interest for years and get regular payments. Start with 1 €, sell anytime.

Europe's largest ETF offering including curated investment themes to diversify your portfolio.

1.64:1

✗ AA 3:1 (large text)

Save now, for later

Free Savings Plans on ETFs, stocks or crypto. Invest regularly to grow your wealth with the market.

Bonds to lock in high interest for years and get regular payments. Start with 1 €, sell anytime.

Europe's largest ETF offering including curated investment themes to diversify your portfolio.

Save now, for later

Free Savings Plans on ETFs, stocks or crypto. Invest regularly to grow your wealth with the market.

Bonds to lock in high interest for years and get regular payments. Start with 1 €, sell anytime.

Europe's largest ETF offering including curated investment themes to diversify your portfolio.



3:1

✓ AA 3:1 large text



WCAG ya'II!

TABLE OF CONTENTS

Abstract

Status of This Document

Introduction

Background on WCAG 2

WCAG 2 Layers of Guidance

WCAG 2.2 Supporting Documents

Requirements for WCAG 2.2

Comparison with WCAG 2.1

 New Features in WCAG 2.2

 Numbering in WCAG 2.2

 Conformance to WCAG 2.2

Later Versions of Accessibility Guidelines

1. Perceivable

1.1 Text Alternatives

1.1.1 Non-text Content

1.2 Time-based Media

1.2.1 Audio-only and Video-only (Prerecorded)

1.2.2 Captions (Prerecorded)

1.2.3 Audio Description or Media Alternative (Prerecorded)

1.2.4 Captions (Live)

1.2.5 Audio Description (Prerecorded)

1.2.6 Sign Language (Prerecorded)

1.2.7 Extended Audio Description (Prerecorded)

1.2.8 Media Alternative (Prerecorded)

1.2.9 Audio-only (Live)

1.3 Adaptable

1.3.1 Info and Relationships

Web Content Accessibility Guidelines (WCAG) 2.2

W3C Recommendation 05 October 2023



▼ More details about this document

This version:

<https://www.w3.org/TR/2023/REC-WCAG22-20231005/>

Latest published version:

<https://www.w3.org/TR/WCAG22/>

Latest editor's draft:

<https://w3c.github.io/wcag/guidelines/22/>

History:

<https://www.w3.org/standards/history/WCAG22/>

[Commit history](#)

Implementation report:

<https://www.w3.org/WAI/WCAG22/implementation-report/>

Previous Recommendation:

<https://www.w3.org/TR/WCAG21/>

Editors:

[Alastair Campbell](#) (Nomensa)

[Chuck Adams](#) (Oracle)

[Rachael Bradley Montgomery](#) (Library of Congress)

[Michael Cooper](#) (W3C)

[Andrew Kirkpatrick](#) (Adobe)

Feedback:

[GitHub w3c/wcag](#) ([pull requests](#), [new issue](#), [open issues](#))

Errata:

[Errata exists.](#)

See also [translations](#).



It's the LAW

Success Criteria

1.4.3 Contrast (*Minimum*)

Color Contrast Cheat Sheet

WCAG 2.2 Level AA, minimum

Text

4.5:1

Normal text
any size

Text

3:1

Large text
24 px+

Text

3:1

Bold text
19 px+

Care about **minimum contrast,
and always use a tool to check it.**

Stark - Contrast & Accessibility Tools

< Contrast

#292C34

#73B4F1

6.33:1

Simple Contrast (WCAG)

Normal Text

✓ AA

4.5:1

✗ AAA

7:1

Large Text

✓ AA

3:1

✓ AAA

4.5:1

Suggestion

Apply to layer

Apply to all

about minimum
always use a tool

Open Link in New Tab

Open Link in New Window

Open Link in New Private Window

Bookmark Link...

Save Link As...

Save Link to Pocket

Copy Link

Copy Link Without Site Tracking

Send Link to Device

Search DuckDuckGo for "Typographic Win..."

Inspect Accessibility Properties

Inspect

Fontanello

1Password – Password Manager

AdBlock — best ad blocker

Magnet

700 (bold)

23.2px / 29px (1.25)

#73b4f1

letter-spacing: 0.464px

variants: normal

features: "ss01"

variables: normal

contrast ratio: 6.31 (AAA)

5

ALLY MYTH

Use ridiculous
spacing

Line length

The ideal line is around 60 to 80 characters long. This is mostly based on conventions, so keep your paragraphs at this max width. Now for the line height, a good rule of thumb is that the longer the lines get, the larger the line height should be. However, the shorter the line is, the smaller the line height can become. A good rule of thumb is to make it roughly 1.5 times the font size and then adjust it accordingly.

————— 95 characters —————

Very long lines are unpleasant to read

Line length

The ideal line is around 60 to 80 characters long. This is mostly based on conventions, so keep your paragraphs at this max width. Now for the line height, a good rule of thumb is that the longer the lines get, the larger the line height should be. However, the shorter the line is, the smaller the line height can become. A good rule of thumb is to make it roughly 1.5 times the font size and then adjust it accordingly.

————— 71 characters —————

Add a max-width to your body text

Line-height

The ideal line is around 60 to 80 characters long. This is mostly based on conventions, so keep your paragraphs at this max width. Now for the line height, a good rule of thumb is that the longer the lines get, the larger the line height should be. However, the shorter the line is, the smaller the line height can become. A good rule of thumb is to make it roughly 1.5 times the font size and then adjust it accordingly.

— 0.8

A tight line height for long lines seems crowded

Line-height

The ideal line is around 60 to 80 characters long. This is mostly based on conventions, so keep your paragraphs at this max width. Now for the line height, a good rule of thumb is that the longer the lines get, the larger the line height should be. However, the shorter the line is, the smaller the line height can become. A good rule of thumb is to make it roughly 1.5 times the font size and then adjust it accordingly.

A larger line-height can cause your text to loose cohesion



2.0

Line-height

The ideal line is around 60 to 80 characters long. This is mostly based on conventions, so keep your paragraphs at this max width. Now for the line height, a good rule of thumb is that the longer the lines get, the larger the line height should be. However, the shorter the line is, the smaller the line height can become. A good rule of thumb is to make it roughly 1.5 times the font size and then adjust it accordingly.

— 1.4

1.4 to 1.5 is often a good value for that line length

Line-height

The ideal line is around 60 to 80 characters long. This is mostly based on conventions, so keep your paragraphs at this max width. Now for the line height, a good rule of thumb is that the longer the lines get, the larger the line height should be.

However, the shorter the line is, the smaller the line height can become. A good rule of thumb is to make it roughly 1.5 times the

1.4

What worked for longer lines, is too loose for shorter lines

Line-height

The ideal line is around 60 to 80 characters long. This is mostly based on conventions, so keep your paragraphs at this max width. Now for the line height, a good rule of thumb is that the longer the lines get, the larger the line height should be.

However, the shorter the line is, the smaller the line height can become. A good rule of thumb is to make it roughly 1.5 times the font size and then adjust it

1.3

Shorter lines can have a smaller line-height

SC 1.4.12 Text Spacing

Line height: at least 1.5 times the font size;

Letter spacing: at least 0.12 times the font size;

Word spacing: at least 0.16 times the font size.

How we set it

The ideal line is around 60 to 80 characters long. This is mostly based on conventions, so keep your paragraphs at this max width. Now for the line height, a good rule of thumb is that the longer the lines get, the larger the line height should be.

However, the shorter the line is, the smaller the line height can become. A good rule of thumb is to make it roughly 1.5 times the font size and then adjust it

1.4.12 Text Spacing applied

The ideal line is around 60 to 80 characters long. This is mostly based on conventions, so keep your paragraphs at this max width. Now for the line height, a good rule of thumb is that the longer the lines



Hey, Oliver ...

§ Success Criterion 1.4.12 Text Spacing

(Level AA)

In content implemented using markup languages that support the following [text style properties](#), no loss of content or functionality occurs by setting all of the following and by changing no other style property:

- Line height (line spacing) to at least 1.5 times the font size;

[Understanding Text Spacing](#)

[How to Meet Text Spacing](#)

It's *me*, A11Y!

§ Success Criterion 1.4.12 Text Spacing

(Level AA)

In content implemented using markup languages that support the following [text style properties](#), no loss of content or functionality occurs by setting all of the following and by changing no other style property:

- Line height (line spacing) to at least 1.5 times the font size;

[Understanding Text Spacing](#)

[How to Meet Text Spacing](#)

Actually not, I was just f

§ Success Criterion 1.4.12 Text Spacing

(Level AA)

In content implemented using markup languages that support the following [text style properties](#), no loss of content or functionality occurs by setting all of the following and by changing no other style property:

- Line height (line spacing) to at least 1.5 times the font size;

[Understanding Text Spacing](#)

[How to Meet Text Spacing](#)

Actually not, I was just fonting with you! LOL

§ Success Criterion 1.4.12 Text Spacing

(Level AA)

In content implemented using markup languages that support the following [text style properties](#), no loss of content or functionality occurs by setting all of the following and by changing no other style property:

- Line height (line spacing) to at least 1.5 times the font size;

[Understanding Text Spacing](#)

[How to Meet Text Spacing](#)

Don't be mad.
Is this better?

§ **Success Criterion 1.4.12 Text Spacing**

(Level AA)

In content implemented using markup languages that support the following [text style properties](#), no loss of content or functionality occurs by setting all of the following and by changing no other style property:

- Line height (line spacing) to at least 1.5 times the font size;

[Understanding Text Spacing](#)

[How to Meet Text Spacing](#)

Don't be mad.
Is this better?

§ **Success Criterion 1.4.12 Text Spacing**

(Level AA)

In content implemented using markup languages that support the following [text style properties](#), no loss of content or functionality occurs by setting all of the following and by changing no other style property:

- Line height (line spacing) to at least 1.5 times the font size;

[Understanding Text Spacing](#)

[How to Meet Text Spacing](#)

I didn't want to hurt your feelings!

Why don't you read on?

§ Success Criterion 1.4.12 Text Spacing

(Level AA)

In content implemented using markup languages that support the following [text style properties](#), no loss of content or functionality occurs by setting all of the following and by changing no other style property:

- Line height (line spacing) to at least 1.5 times the font size;

[Understanding Text Spacing](#)

[How to Meet Text Spacing](#)

§ Success Criterion 1.4.12 Text Spacing

(Level AA)

[Understanding Text Spacing](#)

[How to Meet Text Spacing](#)

In content implemented using markup languages that support the following [text style properties](#), no loss of content or functionality occurs by setting all of the following and by changing no other style property:

- Line height (line spacing) to at least 1.5 times the font size;
- Spacing following paragraphs to at least 2 times the font size;
- Letter spacing (tracking) to at least 0.12 times the font size;
- Word spacing to at least 0.16 times the font size.

Exception: Human languages and scripts that do not make use of one or more of these text style properties in written text can conform using only the properties that exist for that combination of language and script.

NOTE 1

Content is not required to use these text spacing values. The requirement is to ensure that when a user overrides the authored text spacing, content or functionality is not lost.

NOTE 2

Writing systems for some languages use different text spacing settings, such as paragraph start indent. Authors are encouraged to follow locally available guidance for improving readability and legibility of text in their writing system.

§ Success Criterion 1.4.12 Text Spacing

(Level AA)

[Understanding Text Spacing](#)

[How to Meet Text Spacing](#)

In content implemented using markup languages that support the following [text style properties](#), no loss of content or functionality occurs by setting all of the following and by changing no other style property:

- Line height (line spacing) to at least 1.5 times the font size;
- Spacing following paragraphs to at least 2 times the font size;
- Letter spacing (tracking) to at least 0.12 times the font size;
- Word spacing to at least 0.16 times the font size.

You're right!

Exception: Human languages and scripts that do not make use of one or more of these text style properties in written text can conform using only the properties that exist for that combination of language and script.

NOTE 1

Content is not required to use these text spacing values. The requirement is to ensure that when a user overrides the authored text spacing, content or functionality is not lost.

NOTE 2

Writing systems for some languages use different text spacing settings, such as paragraph start indent. Authors are encouraged to follow locally available guidance for improving readability and legibility of text in their writing system.

§ Success Criterion 1.4.12 Text Spacing

(Level AA)

[Understanding Text Spacing](#)

[How to Meet Text Spacing](#)

In content implemented using markup languages that support the following [text style properties](#), no loss of content or functionality occurs by setting all of the following and by changing no other style property:

- Line height (line spacing) to at least 1.5 times the font size;
- Spacing following paragraphs to at least 2 times the font size;
- Letter spacing (tracking) to at least 0.12 times the font size;
- Word spacing to at least 0.16 times the font size.

Exception: Human languages and scripts that do not make use of one or more of these text style properties in written text can conform using only the properties that exist for that combination of language and script.

NOTE 1

Content is not required to use these text spacing values. The requirement is to ensure that when a user overrides the authored text spacing, content or functionality is not lost.

NOTE 2

Writing systems for some languages use different text spacing settings, such as paragraph start indent. Authors are encouraged to follow locally available guidance for improving readability and legibility of text in their writing system.

And I got you too! ❤️

NEVER fits ALL

NEVER **about** **ALL**

MORE

MORE

Functional

Functional

EXPRESSIVE

EXPRESSIVE

Traditional

Traditional

Modern

Modern

BOLD

BOLD

Delicate

Delicate

FONTS

CONTRAST

SPACING

SIZE

A11V

**Go out there and make
something great!**

Oliver Schöndorfer 
Freelance UI & App Designer

 **pimpmytype**

 **pimp_my_type**



Slides + Newsletter
pmtty.pe/a11y