

The background is a light cream color with several large, organic, overlapping shapes in shades of blue, teal, and pink. In the top-left blue shape, there are small white dashed lines. In the bottom-left teal shape, there is a small dark blue circle. In the top-right pink shape, there is a small teal circle. In the bottom-right pink shape, there is a small light blue circle. In the bottom-left teal shape, there is a small light blue circle. In the bottom-right pink shape, there is a small light blue circle.

# **Accessible Typography Essentials**

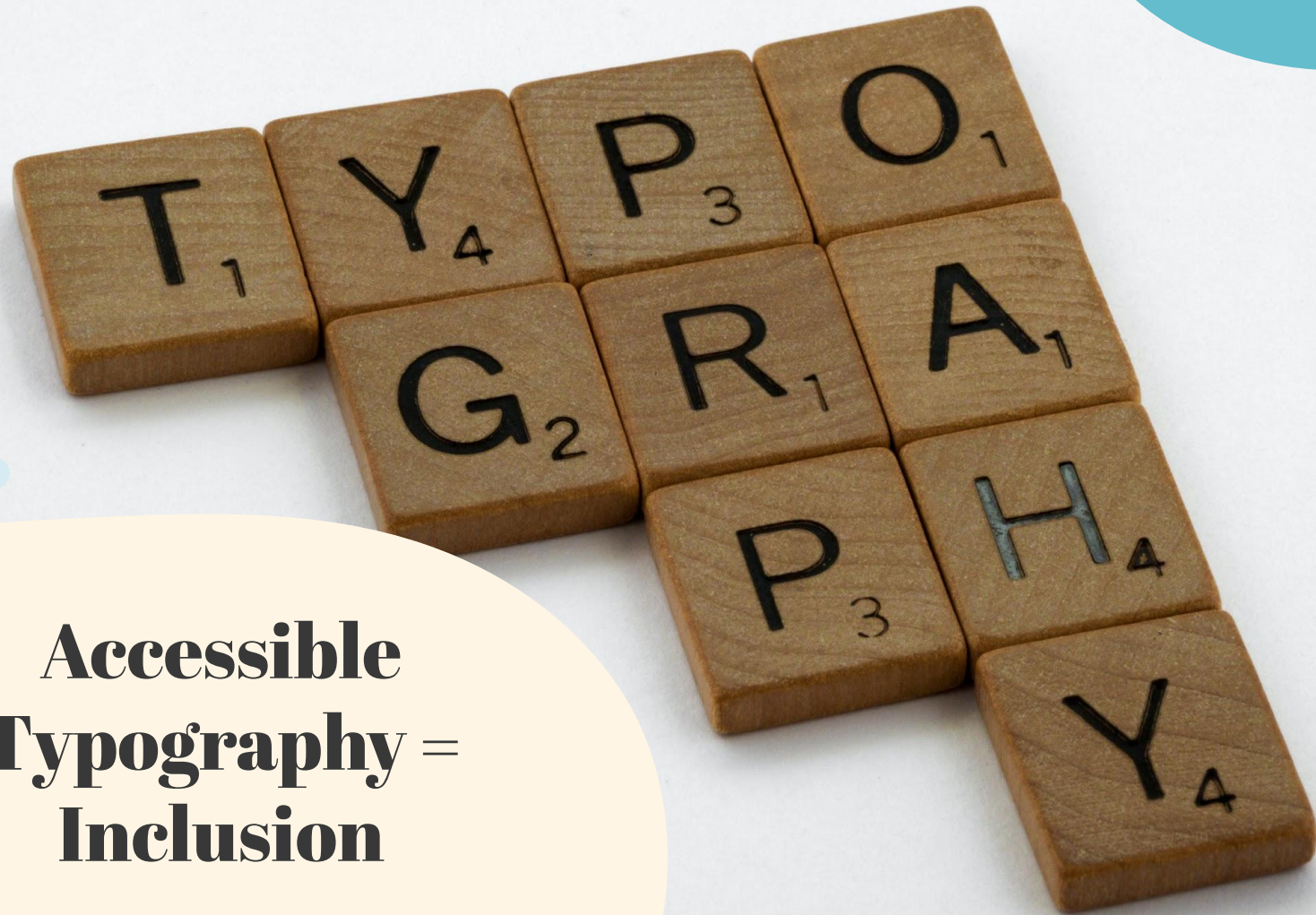


# Hello!

Carie Fisher, MS, CPWA

Sr. Accessibility  
Consultant & Trainer

HCI Ph.D. Student at  
Iowa State University



**Accessible  
Typography =  
Inclusion**



01

# Color & Contrast



# Color & Contrast WCAG Guidelines

	Small text	Large text	Icons & Graphics
A	n/a	n/a	n/a
AA	4.5:1	3:1	3:1
AAA	7:1	4.5:1	3:1

# Demo #1

# Color & Contrast Takeaways

**01**

Small text (14 pt or smaller) must have a contrast ratio of 4.5:1

**02**

Large text (14 pt bold or 18pt) must have a contrast ratio of 3:1

**03**

Icons and essential images must have a contrast ratio of 3:1

**04**

Use solid color backgrounds to help with readability

**05**

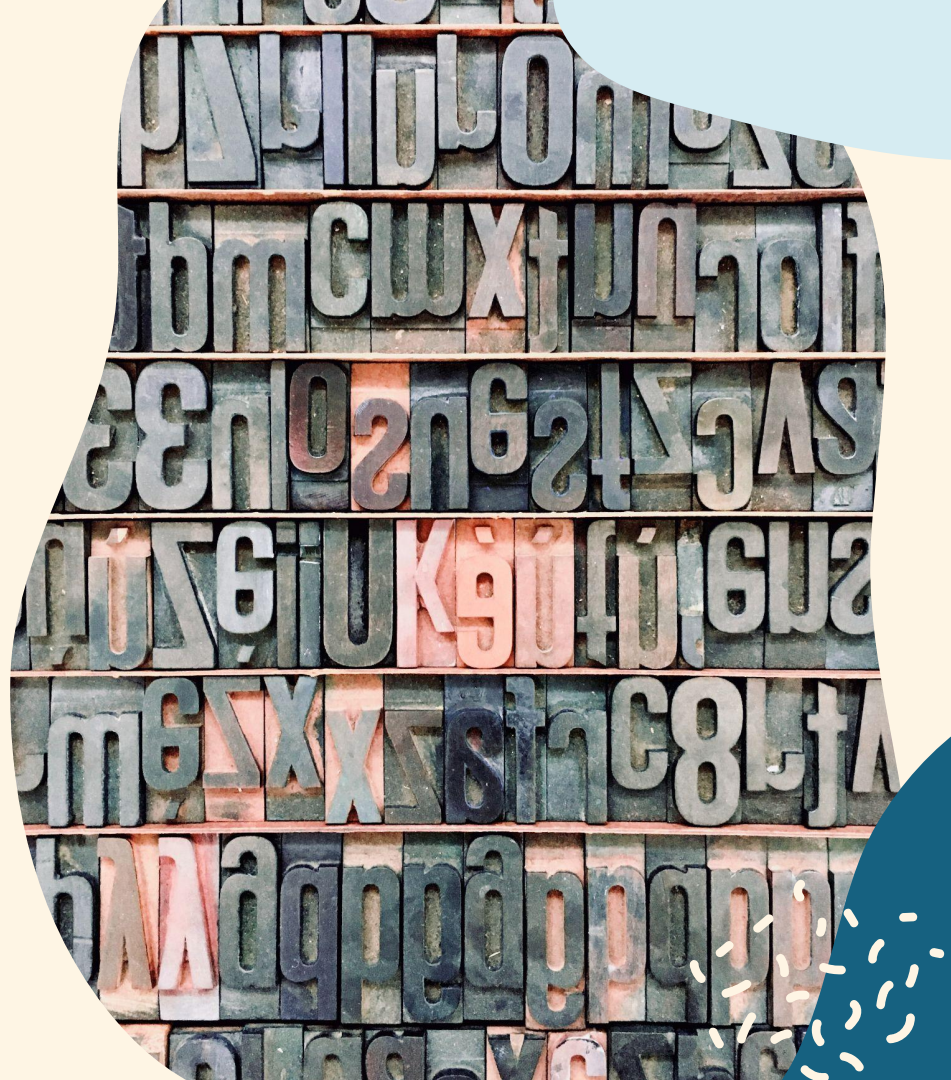
Do not rely on color alone to convey information

**06**

Avoid certain color combinations like red + green and shades of gray

02

# Typeface & Styling





# Typeface & Styling

## WCAG Guidelines

	Text resizing	Text spacing	Readability
A	n/a	n/a	n/a
AA	Required	Required	n/a
AAA	Required	Required	Required

# Demo #2

The background is a solid light cream color. It is decorated with several abstract, organic shapes in pastel colors: light blue, light pink, and dark teal. On the left, a light blue shape contains a pattern of small, white, dashed lines. There are also several small, solid-colored circles in light blue and pink scattered throughout the composition.

# Typeface & Styling Takeaways

01

Use common fonts like Arial or Open Sans whenever possible

02

Pick a typeface that has unique characteristics

03

Allow a user to resize the text up to 200% but not lose content

04

Font size for copy should be a minimum of 14 pts (bonus points if larger)

05

Limit the number of typeface variations to increase readability

06

Avoid using only color, ALL CAPS, or italic styling to emphasize a word

03

# Structure & Layout



# Structure & Layout

## WCAG Guidelines

	Visual presentation	Text spacing	Section headings
A	n/a	n/a	n/a
AA	n/a	Required	n/a
AAA	Required	Required	Required



The background is a light cream color with several abstract, organic shapes in shades of blue, teal, and pink. A light blue shape in the top left contains small, dashed yellow lines. A pink shape in the top right contains a solid light blue circle. A teal shape in the bottom right contains two small solid blue circles. The text "Demo #3" is centered in a large, bold, black serif font.

# Demo #3

# Structure & Layout Takeaways

01

Use elements like headings to break up the page into sections

02

Add visual elements like lists, numbers, and quotations

03

Try not to exceed 80 characters per paragraph line

04


Line height needs to be 1.5X the typeface, and paragraph spacing is 2X

05

Letter spacing should be 0.12X the typeface, and word spacing is 0.16X

06

Avoid justified paragraph alignment which create "rivers of space"

The background features a central cream-colored area surrounded by large, flowing organic shapes in shades of light blue, teal, and dark blue. In the top right corner, there is a cluster of small, white, dashed lines resembling confetti or sparks.

“How many opportunities do  
we have to dramatically  
improve people’s lives just by  
doing our job a little better?”

**Steve Krug**

# Thanks!



@cariefisher



/in/cariefisher



cariefisher.com